



# R.R. INSTRUMENTS

AN ISO 9001:2008, 13485:2003, 14001:2004, OHSAS CERTIFIED COMPANY



Product  
Catalogue

Manufactures :-  
**Hospital Furniture**  
**Surgical Instrument**  
**O.T. Equipments**

# Company Profile

## INFRASTRUCTURE

Our office and manufacturing facilities are based at Dholpur. We have largest tools and machinery for manufacturing Hospital furniture (M.S, and S.S.), O.T. equipments.

The products design fully use principle of structural mechanics, it make our products beautiful, comfortable and durable "Quality is the life of our company" we strictly control the quality in the light of ISO-9001 and CE International quality level. We have trained and experienced staff in our company, among them senior engineers and technicians are also there R & D and continuously involved in design and development better ways to serve hospital industries. We can also design according to your special needs.

## QUALITY POLICY

R.R. Instruments is committed to enhance business by producing and providing quality products and service to achieve Customer satisfaction through compliance to applicable requirements and continually improving process related to quality management systems.

## QUALITY OBJECTIVES

We provide a full line of hospital equipments with minimize rejection & rework ensure on time delivers.

# Certificate

**Quality Inspection & Certifications**



**Certificate of Registration**

**R R INSTRUMENTS**

INSIDE LANE, LAL BAZAR KOTHI, DHOLPUR, RAJASTHAN-328001, INDIA

Has been independently assessed & Found to confirm as per the Requirements of The Quality Management System Standard.

**ISO 9001:2008**

This Certificate is valid for the Following Scope of Activities  
**DESIGN PRODUCTION AND SALES OF SURGICAL, VETERINARY AND DENTAL INSTRUMENTS (SCISSORS, NEEDLE HOLDER, FORCEPS, RETRACTORS, PROBES & SPECULUM)**

(Further Certifications regarding the scope of the applicability of extended statements may be obtained by contacting the organization. This is an accredited certificate sanctioned by state ACCREDITATION COORDINATOR BOARD FOR CERTIFICATION BODIES (ACCB) in accordance with the requirements of ISO/IEC 17021:2011. The Validity of the certificate can be verified by checking the Directory of certified organizations maintained at the ACCB website www.accb.org.)

Certificate Number: QIC/QMS-1038  
 Date of Initial Registration : 28.04.2015 Date of Issue : 28.04.2015  
 1<sup>st</sup> Surveillance on or Before : 27.03.2016 Done On :  
 2<sup>nd</sup> Surveillance on or Before : 27.03.2017 Done On :  
 Valid Until : 27.04.2018






Certification Manager / President  
Quality Inspection & Certifications

This Certificate is a Property of Quality Inspection & Certifications & shall be Returned Immediately on Request. We are an Independent Certification Body providing the ISO Certifications as per our Auditor's Recommendation after clearance of audits.  
 Quality Inspection & Certifications S-861, Bhagwati Business Centre,  
 School Block-2, Shakarpur Dham-110092, India.  
 Email: info@qicindia.in, Website: qicindia.in

**Quality Inspection & Certifications**



**Certificate of Registration**

**R R INSTRUMENTS**

INSIDE LANE, LAL BAZAR KOTHI, DHOLPUR, RAJASTHAN-328001, INDIA

Has been independently assessed & Found to confirm as per the Requirements of The Medical Device-Quality Management System Standard.

**ISO 13485:2012**

This Certificate is valid for the Following Scope of Activities  
**DESIGN PRODUCTION AND SALES OF SURGICAL, VETERINARY AND DENTAL INSTRUMENTS (SCISSORS, NEEDLE HOLDER, FORCEPS, RETRACTORS, PROBES & SPECULUM)**

(Further Certifications regarding the scope of the applicability of extended statements may be obtained by contacting the organization. This is an accredited certificate sanctioned by state ACCREDITATION COORDINATOR BOARD FOR CERTIFICATION BODIES (ACCB) in accordance with the requirements of ISO/IEC 17021:2011. The Validity of the certificate can be verified by checking the Directory of certified organizations maintained at the ACCB website www.accb.org.)

Certificate Number: QIC/QMS-4001  
 Date of Initial Registration : 29.04.2015 Date of Issue : 29.04.2015  
 1<sup>st</sup> Surveillance on or Before : 28.03.2016 Done On :  
 2<sup>nd</sup> Surveillance on or Before : 28.03.2017 Done On :  
 Valid Until : 28.04.2018






Certification Manager / President  
Quality Inspection & Certifications

This Certificate is a Property of Quality Inspection & Certifications & shall be Returned Immediately on Request. We are an Independent Certification Body providing the ISO Certifications as per our Auditor's Recommendation after clearance of audits.  
 Quality Inspection & Certifications S-861, Bhagwati Business Centre,  
 School Block-2, Shakarpur Dham-110092, India.  
 Email: info@qicindia.in, Website: qicindia.in

**Quality Inspection & Certifications**



**CERTIFICATE OF CONFORMITY**

**R R INSTRUMENTS**

INSIDE LANE, LAL BAZAR KOTHI, DHOLPUR, RAJASTHAN-328001, INDIA

**DESIGN PRODUCTION AND SALES OF SURGICAL, VETERINARY AND DENTAL INSTRUMENTS (SCISSORS, NEEDLE HOLDER FORCEPS, RETRACTORS, PROBES & SPECULUM)**

This is to certify that, on the basis of the technical details providing by the clients as per File No. TC-QIC-11-193. Samples drawn from the products complies with the requirement of EC & EEC Directive as under.

9879/EC  
93/42/EEC

The CE mark as show below can be used, under the responsibility of the manufacturer or the importer, after completion of an EC Declaration of conformity and complies with all relevant EC Directives. (For detail of Products refer 'Annexure A')



Copyright of this certificate is owned by Quality Inspection & Certifications and may not be reproduced other than in full and with the prior approval of the Secretariate of QIC.

Certificate Number : QIC/CE-9094  
 Date of certification : 11.06.2015  
 1<sup>st</sup> Surveillance on or Before : 10.05.2016 Done On :  
 2<sup>nd</sup> Surveillance on or Before : 10.06.2017 Done On :  
 Valid Until : 10.06.2018



Certification Manager / President  
Quality Inspection & Certifications

This Certificate is a Property of Quality Inspection & Certifications & shall be Returned Immediately on Request. We are an Independent Certification Body providing the ISO Certifications as per our Auditor's Recommendation after clearance of audits.  
 Quality Inspection & Certifications S-861, Bhagwati Business Centre,  
 School Block-2, Shakarpur Dham-110092, India.  
 Email: info@qicindia.in, Website: qicindia.in

# ELECTRIC-ICU BEDS 5 FUNCTIONS



## RR-111

### ABS PANELS & ABS RAILINGS

- Frame work made of Heavy rectangular M.S. ERW CRC 14-16g Tube
- 4 Section top made of perforated MS CRC 18g sheet.
- Backrest, Knee Rest, Trendlenburg / Reverse Trendlenburg and Hi-Low positions obtained by Electric Actuator operate by hand remote system.
- ABS molded head & foot panels
- ABS tuck away safety side railing, Easily Detachable Telescopic IV Rod with four locations
- Bed mounted on 125 mm dia. castor two with brakes
- Provision for Urine bag dual side
- Overall Size: 210 L x 90 W x 60-80 H cms
- Finish: Pre treated and Epoxy Powder Coated
- **Optional:**
  - CPR Function on backrest section
  - Central Braking Castors.



## RR-112

### ABS PANELS BED

- Frame work made of Heavy rectangular M.S. ERW CRC 14-16g Tube
- 4 Section top made of perforated MS CRC 18g sheet.
- Backrest, Knee Rest, Trendlenburg / Reverse Trendlenburg and Hi-Low positions obtained by Electric Actuator operate by hand remote system.
- ABS molded head & foot panels
- Collapsible type safety side railing
- Easily detachable. Telescopic IV Rod with four locations
- Bed mounted on 125 mm dia. castor two with brakes.
- Overall Size: 210 L x 90 W x 60-80 H cms
- Finish: Pre treated and Epoxy Powder Coated



## RR-121

### ABS PANELS & ABS RAILINGS

- Frame work made of Heavy rectangular M.S. ERW CRC 14-16gTube
- 4 Section top made of perforated MS CRC 18g sheet.
- Backrest, Knee Rest, Trendlenburg / Reverse Trendlenburg and Hi-Low positions obtained by separate screw from foot end
- ABS molded head & foot panels,ABS tuck away safety side railing,Telescopic IV Rod with four locations
- Provision for Urine bag dual side
- Bed mounted on 125 mm dia. castor two with brakes.
- Overall Size: 210 L x 90 W x 60-80 H cms
- Finish: Pre treated and Epoxy Powder Coated



## RR-122

### ABS PANELS COLLAPSIBLE RAILING

- Frame work made of Heavy rectangular M.S. ERW CRC 14-16gTube
- 4 Section top made of perforated MS CRC 18g sheet.
- Backrest, Knee Rest, Trendlenburg / Reverse Trendlenburg and Hi-Low positions obtained by separate screw from foot end,ABS molded head & foot panels.
- Collapsible type safety side railing
- Telescopic IV Rod with four locations
- Provision for Urine bag holder dual side, Bed mounted on 125 mm dia. castor two with brakes.
- Overall Size: 210 L x 90 W x 60-80 H cms
- Finish: Pre treated and Epoxy Powder Coated.

**HI - LOW**



## **RR-123**

### **SS BOWS - COLLAPSIBLE RAILING**

- Frame work made of Heavy rectangular M.S. ERW CRC 14-16g Tube
- 4 Section top made of perforated MS CRC 18g sheet.
- Backrest, Knee Rest, Trendlenburg / Reverse Trendlenburg and Hi-Low positions obtained by separate screw from foot end.
- Detachable S. S. head and foot bows fitted with laminated panels
- Collapsible type safety side railing
- Telescopic IV Rod with four locations
- Provision for Urine bag holder dual side
- Bed mounted on 125 mm dia. castor two with brakes.
- Overall Size: 210 L x 90 W x 60-80 H cms
- Finish: Pre treated and Epoxy Powder Coated.

**FIX HEIGHT**



## **RR-131**

### **ABS PANELS - COLLAPSIBLE RAILING**

- Frame work made of Heavy rectangular M.S. ERW CRC 14-16g Tube
- 4 Section top made of perforated MS CRC 18g sheet.
- Backrest, Knee Rest, Trendlenburg / Reverse Trendlenburg Positions obtained by separate screw from foot end
- ABS molded head and foot bows panels
- ABS Safety side railing
- Provision for Urine bag holder dual side
- Telescopic IV Rod with four locations
- Bed mounted on 125 mm dia. castor two with brakes.
- Overall Size: 210 L x 90 W x 60 H cms
- Finish: Pre treated and Epoxy Powder Coated.



## RR-132

### ABS PANELS - COLLAPSIBLE RAILING

- Frame work made of Heavy rectangular M.S. ERW CRC 14-16g Tube
- 4 Section top made of perforated MS CRC 18g sheet.
- Backrest, Knee Rest, Trendlenburg / Reverse Trendlenburg Positions obtained by separate screw from foot end
- ABS molded head and foot bows panels
- Collapsible type safety side railing
- Provision for Urine bag holder dual side
- Telescopic IV Rod with four locations
- Bed mounted on 125 mm dia. castor two with brakes.
- Overall Size: 210 L x 90 W x 60 H cms
- Finish: Pre treated and Epoxy Powder Coated.

## RR-133

### ABS PANELS - SS RAILING

- Frame work made of Heavy rectangular M.S. ERW CRC 14-16g Tube
- 4 Section top made of perforated MS CRC 18g sheet.
- Backrest, Knee Rest, Trendlenburg / Reverse Trendlenburg Positions obtained by separate screw from foot end
- ABS molded head and foot bows panels
- SS Swing away Safety side railing
- Provision for Urine bag holder dual side
- Telescopic IV Rod with four locations
- Bed mounted on 125 mm dia. castor two with brakes.
- Overall Size: 210 L x 90 W x 60 H cms
- Finish: Pre treated and Epoxy Powder Coated.



## RR-134

### SS PANELS - SS RAILING

- Frame work made of Heavy rectangular M.S. ERW CRC 14-16g Tube
- 4 Section top made of perforated MS CRC 18g sheet.
- Backrest, Knee Rest, Trendlenburg / Reverse Trendlenburg Positions obtained by separate screw from foot end
- SS head and foot bows panels
- SS Swing away Safety side railing
- Provision for Urine bag holder dual side
- Telescopic IV Rod with four locations
- Bed mounted on 125 mm dia. castor two with brakes.
- Overall Size: 210 L x 75 W x 60 H cms
- Finish: Pre treated and Epoxy Powder Coated.

## RR-141

### ELECTRIC (ABS PANLES & ABS RAILINGS)

- Frame work made of Heavy rectangular M.S. ERW CRC 16g Tube
- 4 Section top made of perforated MS CRC 18g sheet.
- Backrest, Knee Rest, positions obtained by Electric Actuator
- ABS molded head and foot panels
- ABS tuck away safety side railing
- Telescopic IV Rod with four locations
- Provision for Urine bag holder dual side
- Bed mounted on 125 castors with lock
- Overall Size: 210 L x 90 W x 60 H cms
- Finish: Pre treated and Epoxy Powder Coated.



## RR-142

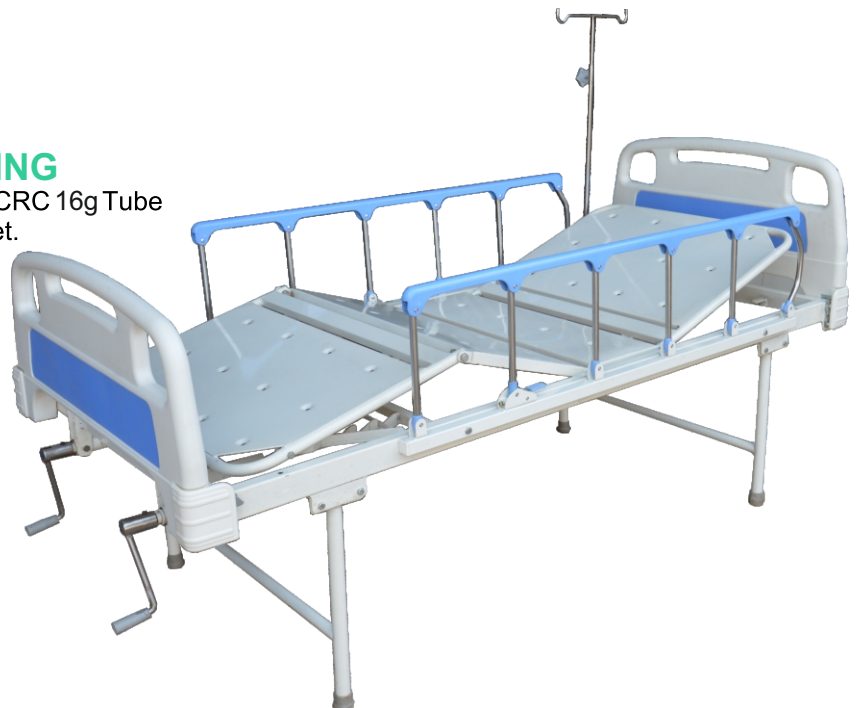
### ABS PANLES - ABS RAILINGS

- Frame work made of Heavy rectangular M.S. ERW CRC 16g Tube
- 4 Section top made of perforated MS CRC 18g sheet.
- Backrest, Knee Rest, Positions maneuvered by separate screw from foot end
- ABS molded head and foot panels
- ABS tuck away safety side railing
- Telescopic IV Rod with four locations
- Provision for Urine bag holder dual side
- Bed mounted on 125 mm dia. castor four with brakes.
- Overall Size: 210 L x 90 W x 60 H cms
- Finish: Pre treated and Epoxy Powder Coated.

## RR-143

### ABS PANELS - COLLAPSIBLE RAILING

- Frame work made of Heavy rectangular M.S. ERW CRC 16g Tube
  - 4 Section top made of perforated MS CRC 18g sheet.
  - Backrest, Knee Rest, Positions maneuvered by separate screw from foot end
  - Detachable ABS head and foot bows
  - Provision for Urine bag holder dual side
  - Four Locations for IV Rod
  - Overall Size: 210 L x 90 W x 60 H cms
  - Finish: Pre treated and Epoxy Powder Coated.
- OPT. Caster wheels also available**  
**SS Swing Away railing**



# HOSPITAL FOWLER BEDS



## RR-144

### FOWLER BED (ABS PANLES )

- Frame work made of Heavy rectangular M.S. ERW CRC 16g Tube
- 4 Section top made of perforated MS CRC 18g sheet.
- Backrest, Knee Rest, Positions maneuvered by separate screw from foot end
- ABS molded head and foot panels
- IV Rod with four locations
- Provision for Urine bag holder dual side
- Bed mounted on 100 mm dia. castor two with brakes.
- Overall Size: 210 L x 90 W x 60 H cms
- Finish: Pre treated and Epoxy Powder Coated.

**OPT.**

**SS/MS Swing Away railing**



## RR-145

### FOWLER BED (SS PANLES )

- Frame work made of Heavy rectangular M.S. ERW CRC 16g Tube
- 4 Section top made of perforated MS CRC 18g sheet.
- Backrest, Knee Rest, Positions maneuvered by separate screw from foot end
- SS head and foot bows panels
- IV Rod with four locations
- Provision for Urine bag holder dual side
- Overall Size: 210 L x 90 W x 60 H cms
- Finish: Pre treated and Epoxy Powder Coated.

**OPT. Caster wheels also available**

## RR-146

### FOWLER BED STANDRED

- Frame work made of Heavy rectangular M.S. ERW CRC 16g Tube
- 4 Section top made of perforated MS CRC 18g sheet.
- Backrest, Knee Rest, Positions maneuvered by separate screw from foot end
- MS head and foot bows panels
- IV Rod with two locations
- Provision for Urine bag holder dual side
- Overall Size: 210 L x 90 W x 60 H cms
- Finish: Pre treated and Epoxy Powder Coated.

**OPT. Caster wheels also available**

**SS/MS Swing Away railing**





# HOSPITAL SEMI FOWLER BEDS



## RR-151 - ELECTRIC ABS PANLES - COLLAPSIBLE RAILING

- Frame work made of Heavy rectangular M.S. ERW CRC 16g Tube
- 2 Section top made of perforated MS CRC 18g sheet.
- Backrest, Positions maneuvered by Electric actuator.
- Detachable ABS head and foot bows
- Collapsible type Safety side railing
- Provision for Urine bag holder dual side
- Four Locations for IV Rod
- Overall Size: 206 L x 90 W x 60 H cms
- Finish: Pre treated and Epoxy Powder Coated.

**OPT.**

**SS/MS Swing Away railing**



## RR-152 ABS PANLES

- Frame work made of Heavy rectangular M.S. ERW CRC 16g Tube
- 2 Section top made of perforated MS CRC 18g sheet.
- Backrest, Positions maneuvered by separate screw at foot end.
- Detachable ABS head and foot bows
- Provision for Urine bag holder dual side
- Four Locations for IV Rod
- Overall Size: 206 L x 90 W x 60 H cms
- Finish: Pre treated and Epoxy Powder Coated.

**OPT.**

**SS/MS Swing Away railing**

## RR-153 SS PANLES

- Frame work made of Heavy rectangular M.S. ERW CRC 16g Tube
- 2 Section top made of perforated MS CRC 18g sheet.
- Backrest, Positions maneuvered by separate screw at foot end.
- Detachable SS head and foot bows
- Provision for Urine bag holder dual side
- Four Locations for IV Rod
- Overall Size: 206 L x 90 W x 60 H cms
- Finish: Pre treated and Epoxy Powder Coated.

**OPT.**

**SS/MS Swing Away railing**



## **RR-154** **SEMI FOWLER BED (MS PANLES)**

- Frame work made of Heavy rectangular M.S. ERW CRC 16g Tube
- 2 Section top made of perforated MS CRC 18g sheet.
- Backrest, Positions maneuvered by separate screw at foot end.
- Detachable MS head and foot bows
- Provision for Urine bag holder dual side
- Four Locations for IV Rod
- Overall Size: 206 L x 90 W x 60 H cms
- Finish: Pre treated and Epoxy Powder Coated.



## **RR-155** **PATIENT CARE SEMI FOWLER BED**

## **RR-161** **PLAIN BED (SS BOW)**

- Frame work made of Heavy rectangular 16g MS CRC Tube
- Top made of perforated MS CRC 18g sheet.
- S. S. head and foot bows fitted with laminated panels
- Four Locations for IV Rod
- Provision for Urine bag holder dual side.
- Overall Size: 206 L x 90 W x 60 H cms
- Finish: Pre treated and Epoxy Powder Coated.



## **RR-162** **PLAIN BED (STD.)**

- Frame work made of Heavy rectangular 16g Tube M.S. ERW CRC Tube
- Top made of perforated MS CRC 18g sheet.
- Tabular head and foot bows of unequal height with vertical tube supports
- Four Locations for IV Rod
- Provision for Urine bag holder dual side.
- Overall Size: 206 L x 90 W x 60 H cms
- Finish: Pre treated and Epoxy Powder Coated.



## RR-163 PAEDIATRIC BED

- Frame work made of Heavy rectangular 16g Tube M.S. ERW CRC Tube
- Top made of perforated MS CRC 18g sheet.
- Tabular head and foot bows of unequal height with vertical tube supports
- A pair of full length drop type side railing
- Four Locations for IV Rod
- Provision for Urine bag holder dual side.
- Overall Size: 148 L x 84 W x 60 H cms
- Finish: Pre treated and Epoxy Powder Coated.



## RR-164 ATTENDANT BED

- Overall Size: 180 L x60 W x46 H cms
- Frame work made of Heavy rectangular 16g Tube M.S. ERW CRC Tube
- Top made of perforated MS CRC sheet
- Finish: Pre treated and Epoxy Powder Coated.

## RR-164 ATTENDANT BED (WITH MATTRESS)


- Overall Size: 180 L x60 W x46 H cms
- Frame work made of Heavy rectangular 16g Tube M.S. ERW CRC Tube
- Top made of perforated MS CRC sheet
- Finish: Pre treated and Epoxy Powder Coated.





## RR-171 MATTRESS FOR PLAIN BEDS

- 10 Cms thick, 32/40 density foam mattress covered with rexine closed with ZIP at one end.



## RR-172 MATTRESS FOR SEMI FOWLER BEDS

- 2 section 10 Cms thick, 32/40 density foam mattress covered with rexine closed with ZIP at one end.



## RR-173 MATTRESS FOR ICU/FOWLER BEDS

- 4 section 10 Cms thick, 32/40 density foam mattress covered with rexine closed with ZIP at one end.



## RR-174 MATTRESS FOR ATTENDANT BEDS

- Attendant bed/ stretcher trolley




## RR-175 ANTI-DECUBITUS MATTRESS (LATTIC STYLE)

- This air mattress is specially made for short term patient.
- It is simple in structure, easy in operation and is better in prevention and cure of bed sores.
- It's a perfect instrument of short term bed ridden patients and family bed for patients.



**RR-181**  
**ABS SWING AWAY RAILING**



**RR-182**  
**COLLAPSIBLE SIDE RAILINGS**

- Made of MS/SS horizontal tubes fixed to aluminium alloy end brackets
- Easily detachable.

**RR-183**  
**SS SWING AWAY RAILING**



**RR-184**  
**MS SWING AWAY RAILING**

**RR-187**  
**ABS HEAD & BOW**



**RR-185**  
**I.V. ROD HOSPITAL BED**

- Telescopic type adjustable S.S.I.V. Rod.
- Locked with knob.

**RR-186**  
**I.V. ROD HOSPITAL BED**

- Telescopic type adjustable M.S.I.V. Rod.
- Locked with knob.



## EXAMINATION TABLE

RR-201- MS FRAME MS TOP

RR-202- MS FRAME SS TOP

RR-203- SS FRAME SS TOP

- 2 Sections frame work
- Overall size: 72"L x 20"W x 32" H

OPT. MATTERSS

## GYNAE EXAMINATIONS / LABOUR TABLE

RR-204- MS FRAME MS TOP WITH SS ROD

RR-205- MS FRAME SS TOP WITH SS ROD

RR-206- SS FRAME SS TOP WITH SS ROD

- Adjustable lithotomy poles with straps
- Overall size: 72"L x 24"W x 32" H

OPT. MATTERSS



## RR-207

### EXAMINATIONS COUCH

- Overall Approx.  
Size : 1830 mm L x 500 mm W x 820 mm H
- Body frame work made of 18 G  
CRCA Sheet Backrest adjustable on gas spring



## RR-208

### GYNAE EXAMINATIONS COUCH

- Overall Approx.  
Size : 1830 mm L x 500 mm W x 820 mm H
- Body frame work made of 18 G  
CRCA Sheet Backrest adjustable on gas spring

# TELESCOPIC OBSTETRIC LABOUR TABLE



## RR-209 MS FRAME SS TOP FIXED HEIGHT

- Frame work made of Heavy Tubular Pipe
- 3 Section made of S. S. Sheet
- Back rest section adjustable on ratchet
- Leg end section can slide under the main section
- Trendleburg position for entire table top by gear system
- Side railing provided on three side of the table
- Patient bearing down hand grips made of S. S. Tubes
- Supplied with waste collecting S. S. Bowl on M. S. Bracket and I. V. Rod
- Height adjustable a pair of foam padded knee crutches
- Overall size: 72" L x 30"W x 30" H

## FULLY STAINLESS STEEL RR-210 SS FRAME SS TOP

## HEIGHT - ADJUSTABLE RR-211 MS FRAME SS TOP

- Hydraulically height adjustable by foot paddle from side
- Frame work made of Heavy M S CRCA Tubular Pipe
- 3 Section made of S. S. Sheet
- Back rest section adjustable on ratchet
- Leg end section can slide under the main section
- Trendleburg position for entire table top by Gas spring system
- Side railing provided on three side of the table
- Patient bearing down hand grips made of M. S. Tubes
- Supplied with waste collecting S. S. Bowl on S. S. Bracket and I. V. Rod
- Height adjustable a pair of foam padded knee crutches
- Overall size: 72" L x 27"W x 24"-32" H
- Finish: Pre treated and Epoxy Powder Coated.
- Also available in Complete S. S.

## FULLY STAINLESS STEEL RR-212 SS FRAME SS TOP





## RR-213 MECHANICALLY LABOUR TABLE

- Frame work made of Heavy M S CRCA Tubular Pipe
- Stainless Steel Top In Two section
- Back rest section adjustable on ratchet system
- Trendleburg position adjustable on screw mechanism by Handle
- Supplied with waste collecting S. S. Bowl on S.S. Bracket and I. V. Rod
- Height adjustable a pair of leg holders with straps
- Complete with self locking traction handle, I. V. Rod
- Overall size: 72" L x 27" W x 30" H
- Finish: Pre treated and Epoxy Powder Coated.
- Also available in Complete S. S.

## RR-214 ELECTRO LABOUR DELIVERY BED

- Overall size : 1900 L x 900 W x 600-800 H mm
- Tubular frame work mounted on 125 mm dia castor two with brakes
- Three section top made of MS pipe with fixed cushioned mattress
- Trendlenburg / Reverse Trendlenburg positions adjustable through gear mechanism
- Height adjustment through hydraulic pump
- Back section adjustment through rachet system
- Leg end section can slide under the main section
- Provided with pair of upholstery Lithotomy positions
- SS telescopic IV Rod





## RR-2000

### HYDRAULIC OPERATION TABLE SIDE END CONTROL, FULLY S.S.



## RR-2001

### SEMI ELETRIC OPERATION TABLE SIDE END CONTROL, FULLY S.S.

The table base made of acid proof, strong and rust free Stainless steel. including the patient's. The various position such as Up-down movements, Trendelenberg Reverse trendeleberg, Lateral Tilts Flex- Relex, Chair position as realized by remote control. Leg section & head section are interchangeable.

#### Technical Data:

|                     |                              |
|---------------------|------------------------------|
| Minimum Height      | : 75cm                       |
| Maximum Height      | : 95cm                       |
| Length Table Top    | : 210cm                      |
| Width of Table Top: | 50cm                         |
| Lateral tilt        | : $20^{\circ} \pm 2^{\circ}$ |
| Trendelenburg       | : $30^{\circ} \pm 3^{\circ}$ |
| Hydraulic Lift      | : 22cm                       |
| Back Position       | : $+90^{\circ}/-40^{\circ}$  |
| Kidney Position     | : 12cm                       |

#### Accessories of O.T. Table :

- Anaesthetic Frame (1pcs)
- Padded Side Supports (1 Pair)
- Intravenous armboard (1 Pair)
- Padded Shoulder Supports (1 Pair)
- Knee Crutches (1 Pair)
- One Matters Set Thickness 50mm

# SURGICAL OPERATING TABLE



## RR-2100 HYDRAULIC C-ARM OPERATION TABLE



## RR-2101 SEMI ELECTRIC C-ARM OPERATION TABLE

The table base made of acid proof, strong and rust free Stainless steel. Orthopedics attachment including the patient's pelvis supports and legs support enables the limbs strain performing. The various position such as Up-down movements, Trendelenberg –Reverse trendelenberg, Lateral Tilts, Flex- Relex, Chair position as realized by remote control. Leg section & head section are interchangeable.

### Technical Data:

|                    |                              |
|--------------------|------------------------------|
| Minimum Height     | : 75cm                       |
| Maximum Height     | : 105cm                      |
| Length Table Top   | : 195cm to 210cm             |
| Width of Table Top | : 48cm                       |
| Lateral tilt       | : $20^{\circ} \pm 2^{\circ}$ |
| Trendelenburg      | : $30^{\circ} \pm 2^{\circ}$ |
| Chari Position     | : $22^{\circ}/+90^{\circ}$   |
| Head Section       | : $+90^{\circ}/-90^{\circ}$  |
| Leg Position       | : $+90^{\circ}/-45^{\circ}$  |
| Kidney Elevation   | : 15cm                       |

### Accessories of O.T. Table :

- Anaesthetic Frame (1Pcs)
- Padded Side Supports (1 Pair)
- Intravenous Armboard (1 Pair)
- Padded Shoulder Supports (1 Pair)
- Knee Crutches (1 Pair)
- One Matters Set Thickness 50mm

## RR-2200

### C-Arm Hydraulic Operating Table

The table base made of acid proof, strong and rust free Stainless steel. The top of table made by translucent for X-ray and enable taking picture and monitoring a patient with C-Arm Orthopedics attachment including the patient's pelvis supports and legs support enables the limbs strain performing. The various position such as Up-down, Trendelenberg –Reverse trendelenberg, Lateral Tilts, Chair position adjusted by mechanical drive Leg section & head section are interchangeable.



#### Technical Data:

|                    |                             |
|--------------------|-----------------------------|
| Minimum Height     | : 75cm                      |
| Maximum Height     | : 110cm                     |
| Length Table Top   | : 215cm                     |
| Width of Table Top | : 50cm                      |
| Lateral tilt       | : +20° / -20°               |
| Trendelenburg      | : +25° / -25°               |
| Back Position      | : 90°/+40°                  |
| Head Section       | : +90°/-90° manual operated |
| Kidney Elevation   | : 15cm manual operated      |

#### Accessories of O.T. Table :

|                                   |
|-----------------------------------|
| Anaesthetic Frame (1Pcs)          |
| Padded Side Supports (1 Pair)     |
| Intravenous Armboard (1 Pair)     |
| Padded Shoulder Supports (1 Pair) |
| Knee Crutches (1 Pair)            |
| One Matters Set Thickness 50mm    |

# O.T. LIGHT



**RR - LS - 03**  
LED SINGLE DOME LIGHT  
**RR - CTD - 03+03**  
LED DOUBLE DOME LIGHT



**RR - LS - 04**  
LED SINGLE DOME LIGHT  
**RR - CTD - 04+04**  
LED DOUBLE DOME LIGHT



**RR - 2220**  
ABS HELOGEN  
DOUBLE DOME LIGHT

**RR - 120**  
ABS HELOGEN  
SINGLE DOME LIGHT



**RR - 2219**  
ALUMINUM DOUBLE DOME LIGHT

**RR - 119**  
ALUMINUM SINGLE DOME LIGHT



**RR - 020**  
ABS DOME MOBILE LIGHT



**RR - 019**  
ALUMINUM DOME MOBILE LIGHT



**RR - 014**  
ALUMINUM DOME MOBILE LIGHT



# PATIENT TROLLEY



## RR - 301

### EMERGENCY & RECOVERY TROLLEY (HYDRAULIC)

- Adjustable Height by Hydraulic pump through foot pedal
- Trendleburg / Rev. Trandleburg by gas springs
- S. S. Side Railing, I. V. Rod, Storage tray, cylinder cage
- X-ray translucent top with tray for holding X-ray cassettes
- Fitted with corners buffers mounted on 125mm dia castors.
- Finish: Pre treated and Epoxy Powder Coated.



## RR - 302 - MS

### PATIENT TROLLEY HI-LOW

- Frame work made of rectangular M.S. ERW CRC Tube
- Overall Size: 195 L x 65 W x 65-85 H cms
- Safety side railing, I. V. Rod Height adjustable by crank handle 15cms dia castors
- Finish: Pre treated and Epoxy Powder Coated.

Also available in complete Stainless Steel

## RR - 303 - SS

Trolley Mounted on 125 mm Dia Castors with two Brakes

## RR - 304 - MS

### STRETCHER TROLLEY

- Trolley Frame work made of M S CRCA tubular pipe dia 1.25" vertical and 1" horizontal
- Overall Size: 215 L x 55 W x 80 H cms
- Trolley mounted on 15cms dia. castors with two breaks
- Removable stretcher top made of M. S. CRCA Sheet
- Pushing Handle at both end of the stretcher top.
- Finish: Pre treated and Epoxy Powder Coated.

Also available in complete Stainless Steel

## RR - 305 - SS



# PATIENT TROLLEY



## RR - 306 - MS

### STRETCHER ON TROLLEY WITH MATTRESS

- Overall Approx. Size : 210L x 56W x 81H cms.
- Frame work made of Tubular MS pipe
- Swing away type safety side Railing.
- Adjustable I.V. Rod, Utility Tray, Cylinder Cage
- Foam padded top
- Trolley mounted on 15 cms dia castors two with brakes
- Epoxy powder coated Finish.



## RR - 307 - SS

### STRETCHER ON TROLLEY WITH MATTRESS

- Overall Approx. Size : 210L x 56W x 81H cms.
- Frame work made of Tubular SS pipe
- Swing away type safety side Railing.
- Adjustable I.V. Rod, Utility Tray, Cylinder Cage
- Foam padded top
- Trolley mounted on 15 cms dia castors two with brakes



## RR - 308 - MS

### STRETCHER TROLLEY BOTH SIDE FOLDABLE

- Overall Approx. Size : 210L x 56W x 81H cms.
- Frame work made of Tubular MS pipe
- Trolley mounted on 15 cms dia castors two with brakes
- Epoxy powder coated Finish.
- Trolley top fix with two side foldable

## RRI-405

### FOLDING STRETCHER

- M.S. Pole
- (210 L x 56W x 15 H CMS)



# OPERATION THEATER TROLLY



## INSTRUMENTS TROLLEY

- Frame work made of 1" Vertical S.S. Pipe
- Two S. S. Shelves with three side railing of S. S.
- The trolley mounted on 3" dia. Castors

**RR - 401 - 24** 24"L x 18"W x 32" H

**RR - 401 - 30** 30"L x 18"W x 32" H

**RR - 401 - 36** 36"L x 24"W x 32" H

- Also available in M. S.



**RR - 401 - 48**

**RR - 401 - 60**



## RR - 402

### DRESSING TROLLEY

- Frame work made of 1" Vertical S.S. Pipe
- Two S. S. Shelves over with S. S. Railing on all four sides
- The trolley fitted S. S. Bucket and Bowl and mounted on 4" dia. Castors
- Overall Size: 30"L x 18"W x 32"H
- Also available in M. S.

## RR - 403 - MS

### MAYO'S INSTRUMENT TROLLEY

- Frame work made of M S rectangular Pipe
- Adjustable height of tray 30" to 48" through Gear handle
- Overall size of tray 22"L x 15"W
- Table mounted on 2" dia. castors
- Finish: Pre treated and Epoxy Powder Coated

Also available in complete Stainless Steel

## RR - 403 - SS



## RR - 404 - SC

### MAYO'S INSTRUMENT TROLLEY OVER THE O.T. TABLE SCREW SYSTEM

- Approx Tray S.S. Size : 91 L x 50 W cms
- Frame Work Of CRC Ttubes Mounted on 10cms Castors
- Height adjustable By Screw System

## RR - 404 - GE

### INSTRUMENT MAYO'S TROLLEY OVER THE O.T. TABLE GEAR SYSTEM

- Approx Tray S.S. Size : 91 L x 50 W cms
- Frame Work Of CRC Ttubes Mounted on 10cms Castors
- Height adjustable By Gear Handle



# WARD FURNITURE



## RR - 405 KICK BUCKET

- Bucket approx. 12"dia.
- Three Vertical pipe of size 1"
- Mounted on 5cms dia. castors

With  
Bucket



## RR - 406 KICK BOWL

- Basin with approx. 14"dia.
- Three Vertical pipe of size 1"
- Mounted on 5cms dia. castors

With  
Bowl



## RR - 407 - MS BED SIDE SCREEN (3 FOLD)

- Overall Size: Approx. 168cms H x 245cms W
- M S tubular frame made of 25 mm CRCA Pipe in three Sections
- Base made of 25 mm pipe fitted with 50mm castors.
- Supplied with hooks and springs with curtain cloth
- Finish: Pre treated and Epoxy Powder Coated.

Also available in complete Stainless Steel  
RR - 407 - SS

## RR - 408 - MS BED SIDE SCREEN (4 FOLD)

- Overall Size: Approx. 168cms H x 245cms W
- M S tubular frame made of 25 mm CRCA Pipe in four Sections
- Each Span 610mm Wide
- Base made of 25 mm pipe fitted with 50mm castors
- Supplied with hooks and springs with curtain cloth
- Finish: Pre treated and Epoxy Powder Coated.

Also available in complete Stainless Steel  
RR - 408 - SS



## RR - 409 - SS OVER BED TABLE

- Overall Size: 42"L x 16"W x 39"H
- Tubular frame work mounted on 5cms castors
- Fixed Top 32" X 16"

Also available in complete  
RR - 409 - MS





**RR - 410 - MS**  
**OVER BED TABLE (Manually Adjustable)**

- Rectangular frame work mounted on 5 cms castors
- 32" x 16" SS top adjustable by side Knob
- Pre treated and Epoxy Powder Coated
- Also available in Laminated top


**Also available in complete Stainless Steel**  
**RR - 410 - SS**



**RR - 411 - MS**  
**OVER BED TABLE (Adjustable Two Section)**

- Two section laminated top fitted on MS square tubular telescopic stem
- Height adjustable from Approx 750 mm x 1100 mm by gear handle
- Base frame made of rectangular MS tubes mounted on 50 mm dia castors
- Finish : Pre treated and Epoxy Powder Coated

**Also available in complete Stainless Steel**  
**RR - 411 - SS**



**RR - 412 - D**  
**RR - 412 - B**  
**GAS CYLINDER TROLLEY**

- Frame work made of CRCA 1" M.S. Pipe Mounted on 4" / 6" castors
- Finish: Pre treated and Epoxy Powder Coated

**Also available in complete Stainless Steel**

**RR - 413**  
**WASH BASIN STAND (SINGLE)**

- S. S. Basin with approx. 14" dia.
- Vertical CRCA MS tube of size 1"
- Basin Holder CRCA MS tube of size 3/4"
- Five legs base mounted on 5cms dia. castors.
- Finish: Pre treated and Epoxy Powder Coated.
- Also available in SS tube and basin holder

**Also available in complete Stainless Steel**  
**RR - 413 - SS**



**RR - 414**  
**WASH BASIN STAND (DOUBLE)**

- Two S. S. Basin with approx. 14" dia.
- Vertical CRCA MS tube of size 1"
- Basin Holder CRCA MS tube of size 3/4"
- Five legs base mounted on 5cms dia castors.
- Finish: Pre treated and Epoxy Powder Coated.
- Also available in SS tube and basin holder

**Also available in complete Stainless Steel**  
**RR - 414 - SS**



## RR - 415 - MS

### I.V. STAND (SALINE STAND)

- 10 mm S.S. Rod Adjustable doubles hook I. V. rod
  - Five legs base mounted on 5cms dia. castors
  - To hold I.V. Rod at one fixed height by Knob
1. M.S.PIPE ,S.S. ROD WITH PLASTIC BASE
  2. S. S.PIPE , S. S. ROD WITH PLASTIC BASE

RR - 415 - 004



M.S.  
I.V. STAND

RR - 415 - SS



## REVOLVING STOOL

- SS top supported with MS sheet
- Height Adjustment by machine screw from 18" to 27"
- Four leg bases fitted with PVC stumps
- A foot rest ring support made of MS Pipe
- Finish: Pre treated and Epoxy Powder Coated

RR - 416 - MS



RR - 416 - SS



RR - 416 - CT



## PATIENT'S STOOL

1. Approx. Size 12"x12"x20"H
2. Top made of CRCA Sheet double bent
3. Legs made of 25mm x 18G and Horizontal Support of 19mm x 18 G CRCA Tube fitted with PVC Stumps
4. Finish: Pre Treated and Epoxy Powder Coated



RR - 417 - MS



RR - 417 - SS

## RR - 417 - LT

### LAB TECHNICIAN STOOL

1. Height adjustable cushioned seat.
2. 5 legs base on castors.




RR - 417 - LT

# WARD FURNITURE



## FOOT STEP - MS

- Step made of CRCA sheet fitted with Aluminum
- Frame work made of CRCA 1" M.S. Pipe fitted with PVC Stumps
- Single - Size : 18"L x 11"W x 9"H
- Double - Size : 18"L x 20"W x 18"H
- Finish: Pre treated and Epoxy Powder Coated



**RR - 418**  
SINGLE



**RR - 419**  
DOUBLE



**RR - 418**  
SINGLE

**RR - 419**  
DOUBLE

## FOOT STEP - SS

- Frame work made of S.S. 25mm square Pipe
- Single - Size : 18"L x 11"W x 9"H
- Double - Size : 18"L x 20"W x 18"H
- Pipe fitted with PVC Stumps

## RR - 420 - MS BED SIDE LOCKER

- Jointless S.S. Top with 3 sides raise edges
- One Box with Door made of M.S. Sheet
- Four M.S. Legs fitted with PVC stumps
- Finish Pretreated and Epoxy Powder Coated
- Overall Size : 16"L x 16"W x 32"H

## RR - 420 - S.S BED SIDE LOCKER

- Also available in Completes S.S.



## RR - 421 - BED SIDE LOCKER DELUXE

- Jointless S.S. Top with 3 sides raise edges
- One Box & one Drawer made of M.S. Sheet
- Four M.S. Legs fitted with PVC stumps
- Finish Pretreated and Epoxy Powder Coated
- Overall Size : 16"L x 16"W x 32"H



**RR - 422 - Stainless Steel**

### BED SIDE TROLLEY

- Jointless S.S. Top with 3 sides raise edges
- Two Shelf with Side Support
- Overall Size : 16"L x 16"W x 32"H
- Pipe fitted with PVC stumps



**RR - 422 - MS**



### RR - 423 CRASH CART

- Frame work made of S.S. Tubes
- Two light weight boxes each with three drawers
- Upper drawer with medicine container of different size
- Six Color hand out small bins
- Three SS shelves with railing to carry medical equipments
- Provision to hold oxygen gas cylinder made of MS
- Provision for cardiac patient massages board
- Provision for SS I. V. Rod and Corner Buffer
- The cart mounted on 5" dia. Castors with two breaks
- Overall Approx.size: 38"L x 20"W x 60"H

### RR - 424 E C G TROLLEY

- Frame work MS Tubes Mounted on 50mm/100mm Casters
- two with brakes
- 3 /4 Tray & Cable Hanger
- SS Telescopic I.V. Rod 350(L) 480(W) 670(H)
- Finish:- Pre Treated and epoxy powder coated. 400(L) x 500(W) x 900(H)



(A)



(B)



## RR - 425 BURN CAGE

- Overall Size: 60"Lx27"Wx24"H
- Frame work made of M.S. Tubes
- Finish: Pre treated and Epoxy Powder Coated.

**Also available in complete Stainless Steel**



## RR - 426 - MS MONITOR TROLLEY

- Switch & Socket for monitor and other medical equipments in each row
- Four Shelves and one drawer
- Trolley mounted on 125 cms dia. castors with lock
- Size 80 L x 60 D x 140 H cms
- Finish: Pre treated and Epoxy Powder Coated.

**Also available in complete Stainless Steel**  
**RR - 426 - SS**

## RR - 427 - MS SOLID LINEN TROLLEY WITH PLASTIC BUCKET

- Frame work of CRCA tube on 10 cms castor
- Best quality plastic bucket of 40/60
- Push Handle at One End
- Finish: Pre treated and Epoxy Powder Coated.


**Also available in complete SS**  
**RR - 427 - SS**



## RR - 428 - MS LINEN CHANGE TROLLEY

- MS Tubular frame mounted on 10cms Dia castors
- Three shelves made of MS Sheet
- A Canvas Bag fitted on front side
- Epoxy Powder Coated Finish
- Also available in Complete Stainless Steel Model

**Also available in complete SS**  
**RR - 428 - SS**



## RR - 429 LINEN TROLLEY

- Solid linen trolley with canvas bag
- Frame work of CRC tube mounted on 10cm casters
- Superior quality canvas bag.
- Pre. treated and Epoxy powder coated finish

**Also available in complete Stainless Steel**



## RR - 430 SWAB RACK

- Frame work made of S.S. Pipe mounted on 100 mm dia. Castors
- Eight rows with Five hooks in each Row
- SS tray fitted on Bottom Side
- Approx.size: 30"L x 18"W x 54"H



## RR - 431 BABY TROLLEY

- Frame work of SS Pipe & Sheet
- Transparent crib with mattress
- Trendlenburg / Rev. Trendlenburg Manual
- Mounted on 10mm castors.



## RR - 432 INSTRUMENT CABINET

- Frame work of CRC Sheet three side closed
- Front glass door with glass shelves
- Pre. treated and Epoxy powder coated finish
- Size 63" x 24" x 18"

## RR - 433 X-RAY VIEW BOX

A-One Film  
B-Two Film  
C-Three Film  
D-Four Film





### RR - 501 FOOT SUCTION

- Max Vacuum: 600mmHg
- Foot Operated working
- Pump Piston Type
- MS/SS Sheet Base
- Single jar 1Ltr.



### RR - 502 - 25 SUCTION APPARATUS .25 H.P.

- Ward care Suction Unit.
- Powder Coated MS Chassis.
- Noise level of suction apparatus is 50dB  $\pm$  03dB.
- Electrical requirement. 220 ~ 230VC 50Hz.1 Phase
- Ideal for medical & surgical procedures.
- 180Watt, 1440 RPM, 0.25 H.P. Electric Motor.
- 76mm Vacuum Gauge.
- Non collapsible PVC tubing.
- 2 x 1.5 Ltr. jars with overflow safety.
- Bacterial filter fitted on top.
- 25 - 30 Ltr./min.

### RR - 503 - 25- SS BODY



### RR - 504 - 50 SUCTION APPARATUS .25 H.P.

- Ward care Suction Unit.
- Powder Coated MS Chassis.
- Noise level of suction apparatus is 50dB  $\pm$  03dB.
- Electrical requirement. 220 ~ 230VC 50Hz.1 Phase
- Ideal for medical & surgical procedures.
- 180Watt, 1440 RPM, 0.50 H.P. Electric Motor.
- 76mm Vacuum Gauge.
- Non collapsible PVC tubing.
- 2 x 1.5 Ltr. jars with overflow safety.
- Bacterial filter fitted on top.
- 40 - 60 Ltr./min.

### RR - 505 - 50- SS BODY



### RR - ANAND FOOT SUCTION



### RR - ANAND EURO VAC



### RR - ANAND HI - VAC



**RR - 506**

## AUTO CLAVE (PORTABLE)

Seamless construction made of aluminum alloy with turning on lid  
It comes with one stop cock  
Safety valve and pressure gauge.  
Size 12" x 14"  
Suitable for single 11"x9" Drum



**RR - 507-12**

## AUTO CLAVE VERTICAL DOUBLE DRUM

Electrically heated water steam sterilizer for Surgical instrument, dressing materials, Linen  
Pressure of 15 to 20 PSI  
Outer chamber made of S.S. sheet  
S.S. plate single piece and closed by wing nuts.  
Jointless gasket for not any leakage.  
Fitted with double safety valve, pressure gauge  
Size 12" x 22", 16" x 24"



**RR - 508 - 1.5**

**RR - 509 - 5.0**

## FUMIGATOR

Electrically operated compact disinfectant  
Ideally suited for decontamination of operation theatres wards in hospitals, ICU, Poultry, sheds valve, pressure gauge size 1.5 Ltr., size 5 Ltr.



**RR - 510**  
**FOGGER**



**RR - 511**

## FORMELIN CHAMBER

Made by heavy poly carbonates sheet with tree tray  
RR - 511-20 - 20" x 8" x 8"  
RR - 511-23 - 23" x 8" x 8"  
RR - 511-26 - 26" x 8" x 8"  
RR - 511-30 - 30" x 8" x 8"



**RR - 512**  
**NEEDLE DESTROYER**  
**ELECTRIC**



**RR - 513**  
**NEEDLE DESTROYER**  
**MANUAL**



# HOLLOWWARE



## RR - 514

**KIDNEY TRAY (S.S)**

RR - 514-6 - 6"  
RR - 514-8 - 8"  
RR - 514-10 - 10"  
RR - 514-12 - 12"



## RR - 515

**INSTRUMENT TRAY (S.S)**

Sizes: 8"x6", 10"x8", 11"x9", 12"x8"  
12"x10", 14"x10", 15"x12", 18"x12"



## RR - 516-083

**INJECTION TRAY SS**

Sizes: 8"x3"

## RR - 517-164

**CATHETER TRAY (S.S)**

Sizes: 16"x4"



## RR - 518

**SEAMLESS DESSING DRUMS -304**

RR - 518-311 - 11"x9"  
RR - 518-315 - 15"x12"



## RR - 519 - J4

**SEAMLESS DESSING DRUMS**

RR - 519-211 - 11"x9"  
RR - 519-215 - 15"x12"  
RR - 519-206 - 06"x06"  
RR - 519-209 - 09"x09"  
RR - 519-205 - 11"x05"  
RR - 519-214 - 14"x09"  
RR - 519-218 - 18"x11"



## RR - 520-M

**BED PAN (S.S.)**

MALE



## RR - 520-F

**BED PAN (S.S.)**

FEMALE



## RR - 521-M

**Urinal Pot (S.S.)**

MALE



## RR - 521-F

**Urinal Pot (S.S.)**

FEMALE



## RR - 522

**CHEATLE JAR**



## RR - 523

**Basin (S.S)**

Sizes: 10", 12", 14"



## RR - 524

**BOWL**

S, M, L



## RR - 525

**INSTRUMENT STERILIZER**

# SILICON RESUSCITATORS



## RR - 526 SILICONE RESUSCITATOR

### RR - 526-A ADULT RESUSCITATOR


- ♦ 1600 ml approx. folding silicons bellow
- ♦ No. 4 Mask

### RR - 526-C CHILD RESUSCITATOR

- ♦ 500 ml. approx. silicone bellow
- ♦ No. 01 Mask

### RR - 526-I INFANT RESUSCITATOR

- ♦ 250 ml. approx. silicone bellow
- ♦ No. 0 Mask



RR - 526-A

RR - 526-C

RR - 526-I

- ♦ Non Rebreathing Valve with 40cm/H2O pressure release.
- ♦ 360° Swivelling Patient Connector
- ♦ Standard 15mm inside/22mm outside diameter
- ♦ Oxygen Reservoir with valve 2600ml.
- ♦ 1.5 mtr Oxygen Tubing

## RR - 527 WAITING AREA CHAIR

MS Powder Coated



## RR - 529 WAITING AREA CHAIR

Nickle Chrome Sheet Heavy Gauge  
with Rexene Cover

## RR - 528 WAITING AREA CHAIR

Nickle Chrome Sheet Heavy Gauge.



## RR - 530 BIO MEDICAL WASTE COLLECTION TROLLEY

- Frame made by stainless steel with one side carry Handle
- 30/40/60 Bio Hazard Drum with foot operated working
- Trolley Mounted on 100mm castors



**RR - 601**  
INVALID COMMODE STOOL



**RR - 602**  
INVALID COMMODE CHAIR



**RR - 605**  
STICKS

**RR - 603**  
INVALID WALKER FIX  
**RR - 604**  
INVALID WALKER FOLDABLE



**RR - 606**  
WHEEL CHAIR MS  
WHEEL CHAIR SS



**RR - AWM**  
ADULT WEIGHT MACHINE



**RR - BWM**  
BABY WEIGHT MACHINE





# R.R. INSTRUMENTS

Office:- F-1, Rohira Apartment Near Jawahar Colony Chauraha, Kampoo, Gwalior (M.P.) 474009

Factory:- F-4-B Riico Industrial Area Behind Railway Station, Dholpur (Raj.) 328001

Mob.: +919229145122, +918560995550

Email:- [rrinstrumentsdp@gmail.com](mailto:rrinstrumentsdp@gmail.com), [bansal\\_raghvendra@yahoo.com](mailto:bansal_raghvendra@yahoo.com)

We reserve the right to make any modification in the illustrations and specifications of above items which we may consider to be of advantageous to the customer.